
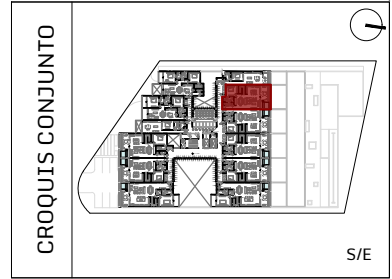
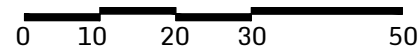


PLANTA ARQUITECTÓNICA DEPARTAMENTO 505

CAMPORAL CONDOS

ESC 1:100

ESCALA GRÁFICA



DEPTO. 505 TIPO: PH-D		
SUPERFICIE INTERIOR		193.34 M ²
SUPERFICIE TERRAZA		42.40 M ²
SUPERFICIE DE BODEGA		1.80 M ²
No. CAJONES ESTACIONAMIENTO		3 CAJONES
SUP. CAJONES ESTACIONAMIENTO		37.50 M ²
M2 TOTALES		275.04 M²

