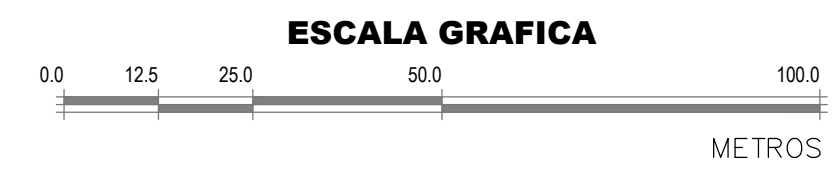
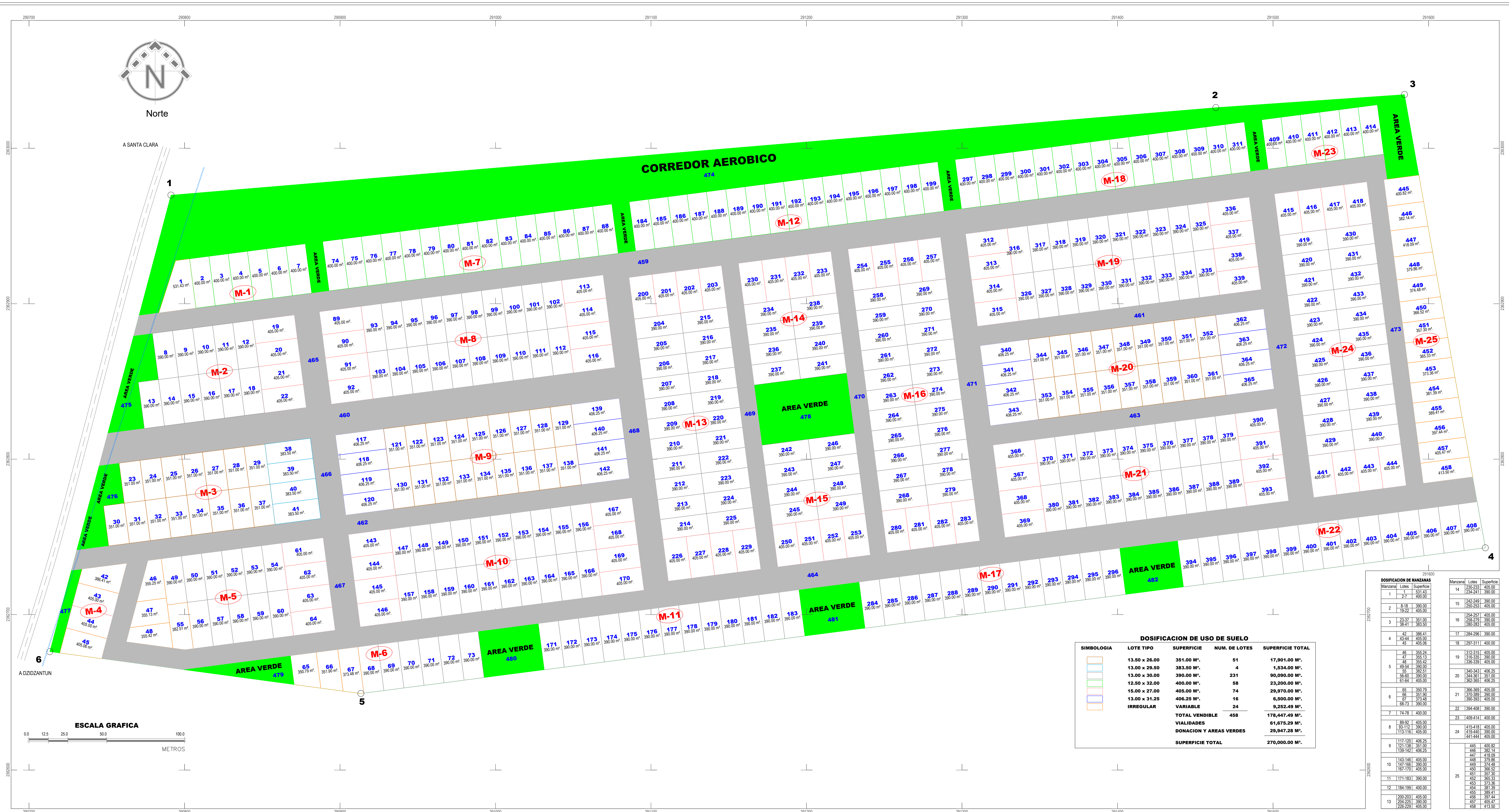


Norte

A SANTA CLARA

### CORREDOR AEROBICO

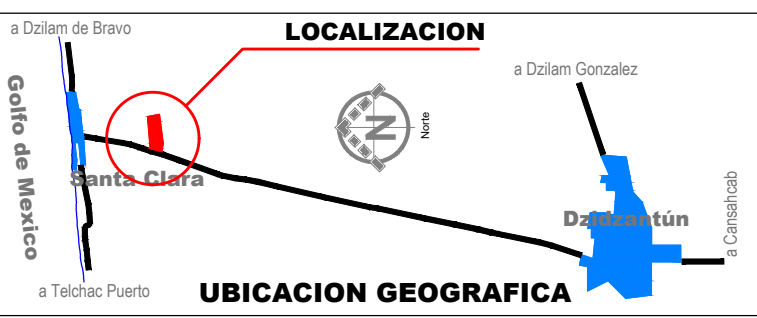


**DOSIFICACION DE USO DE SUELO**

SIMBOLOGIA	LOTE TIPO	SUPERFICIE	NUM. DE LOTES	SUPERFICIE TOTAL
[Symbol]	13.50 x 26.00	351.00 M <sup>2</sup> .	51	17,901.00 M <sup>2</sup> .
[Symbol]	13.00 x 29.50	383.50 M <sup>2</sup> .	4	1,534.00 M <sup>2</sup> .
[Symbol]	13.00 x 30.00	390.00 M <sup>2</sup> .	231	90,090.00 M <sup>2</sup> .
[Symbol]	12.50 x 32.00	400.00 M <sup>2</sup> .	58	23,200.00 M <sup>2</sup> .
[Symbol]	15.00 x 27.00	405.00 M <sup>2</sup> .	74	29,970.00 M <sup>2</sup> .
[Symbol]	13.00 x 31.25	406.25 M <sup>2</sup> .	16	6,500.00 M <sup>2</sup> .
[Symbol]	IRREGULAR	VARIABLE	24	9,252.49 M <sup>2</sup> .
		<b>TOTAL VENDIBLE</b>	<b>458</b>	<b>178,447.49 M<sup>2</sup>.</b>
		<b>VIALIDADES</b>		<b>61,675.29 M<sup>2</sup>.</b>
		<b>DONACION Y AREAS VERDES</b>		<b>29,947.28 M<sup>2</sup>.</b>
		<b>SUPERFICIE TOTAL</b>		<b>270,000.00 M<sup>2</sup>.</b>

**DOSIFICACION DE MANZANAS**

Manzana	Lotes	Superficie
1	1-7	531.43
2	8-18	390.00
3	19-22	405.00
4	23-37	351.00
5	38-41	383.50
6	42	386.41
7	43-44	405.00
8	45	405.00
9	46-48	351.24
10	49-54	351.00
11	55	383.50
12	56-60	390.00
13	61-64	390.00
14	65	390.79
15	66	351.90
16	67	373.48
17	68-73	390.00
18	74-78	400.00
19	79-82	405.00
20	83-112	405.00
21	113-116	405.00
22	117-122	406.25
23	123-124	351.00
24	125-126	351.00
25	127-138	351.00
26	139-141	406.25
27	142-146	405.00
28	147-149	390.00
29	150-151	390.00
30	152-153	390.00
31	154-156	390.00
32	157-169	390.00
33	170-171	405.00
34	172-173	390.00
35	174-175	390.00
36	176-177	390.00
37	178-183	390.00
38	184-188	390.00
39	189-190	390.00
40	191-192	390.00
41	193-194	400.00
42	195-196	400.00
43	197-198	400.00
44	199-203	405.00
45	204-205	390.00
46	206-207	390.00
47	208-209	390.00
48	210-211	390.00
49	212-213	390.00
50	214-215	390.00
51	216-217	390.00
52	218-219	390.00
53	220-221	390.00
54	222-223	390.00
55	224-225	390.00
56	226-227	405.00
57	228-229	405.00
58	230-231	405.00
59	232-233	405.00
60	234-235	390.00
61	236-237	390.00
62	238-239	390.00
63	240-241	390.00
64	242-243	390.00
65	244-245	390.00
66	246-247	390.00
67	248-249	390.00
68	250-251	405.00
69	252-253	405.00
70	254-255	405.00
71	256-257	405.00
72	258-259	390.00
73	260-261	390.00
74	262-263	390.00
75	264-265	390.00
76	266-267	390.00
77	268-269	390.00
78	270-271	390.00
79	272-273	390.00
80	274-275	390.00
81	276-277	390.00
82	278-279	390.00
83	280-281	405.00
84	282-283	405.00
85	284-285	390.00
86	286-287	390.00
87	288-289	390.00
88	290-291	390.00
89	292-293	390.00
90	294-295	390.00
91	296-297	390.00
92	298-299	390.00
93	300-301	390.00
94	302-303	390.00
95	304-305	390.00
96	306-307	400.00
97	308-309	400.00
98	310-311	400.00
99	312-315	405.00
100	316-317	390.00
101	318-319	390.00
102	320-321	390.00
103	322-323	390.00
104	324-325	390.00
105	326-327	390.00
106	328-329	390.00
107	330-331	390.00
108	332-333	390.00
109	334-335	390.00
110	336-337	405.00
111	338-339	405.00
112	340-341	405.00
113	342-343	406.25
114	344-345	351.00
115	346-347	351.00
116	348-349	351.00
117	350-351	351.00
118	352-353	351.00
119	354-355	351.00
120	356-357	351.00
121	358-359	351.00
122	360-361	351.00
123	362-363	406.25
124	364-365	406.25
125	366-367	405.00
126	368-369	405.00
127	370-371	390.00
128	372-373	390.00
129	374-375	390.00
130	376-377	390.00
131	378-379	390.00
132	380-381	390.00
133	382-383	390.00
134	384-385	390.00
135	386-387	390.00
136	388-389	390.00
137	390-391	405.00
138	392-393	405.00
139	394-395	390.00
140	396-397	390.00
141	398-399	390.00
142	400-401	390.00
143	402-403	390.00
144	404-405	390.00
145	406-407	390.00
146	408	390.00
147	409-410	400.00
148	411-412	400.00
149	413-414	400.00
150	415-416	405.00
151	417-418	405.00
152	419-420	390.00
153	421-422	390.00
154	423-424	390.00
155	425-426	390.00
156	427-428	390.00
157	429-430	390.00
158	431-433	390.00
159	434-435	390.00
160	436-437	390.00
161	438-439	390.00
162	440-441	390.00
163	442-443	405.00
164	444-445	405.00
165	446	382.14
166	447	379.86
167	448	379.86
168	449	379.86
169	450	368.52
170	451	367.30
171	452	368.33
172	453	373.36
173	454	381.39
174	455	390.41
175	456	397.44
176	457	405.41
177	458	413.50



**CUADRO DE CONSTRUCCION**

EST.	P.V.	RUMBOS	DISTANCIA	V.	COORDENADAS UTM Y	X
1	2	N 85°12'30" E	674.323	2	2,363,026.164	291,463.251
2	3	N 86°03'01" E	121.602	3	2,363,034.540	291,584.564
3	4	S 10°06'27" E	296.155	4	2,362,742.981	291,636.538
4	5	S 82°38'44" W	729.163	5	2,362,649.224	290,913.428
5	6	N 82°19'40" W	201.880	6	2,362,676.176	290,713.355
6	1	N 14°51'44" E	303.825	1	2,362,969.837	290,791.285



**FRACCIONAMIENTO DE INVERSION**  
Carretera Dzidzantun - Santa Clara.

FECHA: **Julio de 2019**  
ESCALA: **1 : 1,000**  
SUPERFICIE: **27-00-00 Ha.**