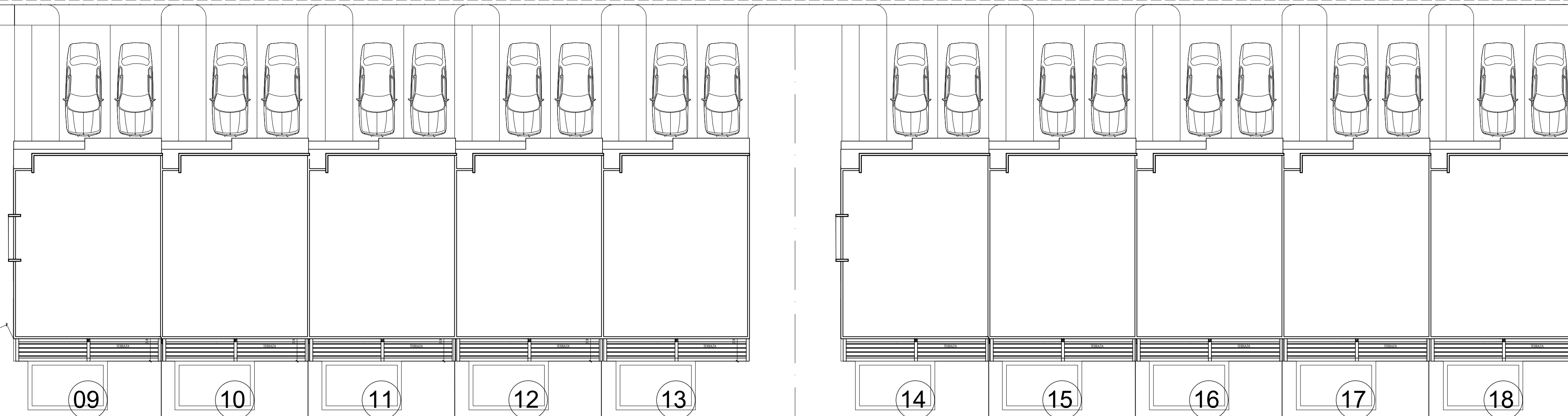
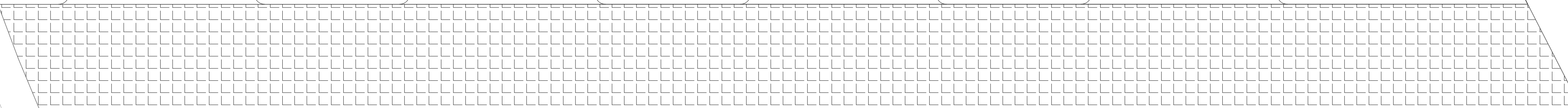


8 UNIDADES DUPLEX

265.85 m2    195.00 m2    195.00 m2    195.00 m2    195.00 m2    195.00 m2    195.00 m2    287.85 m2

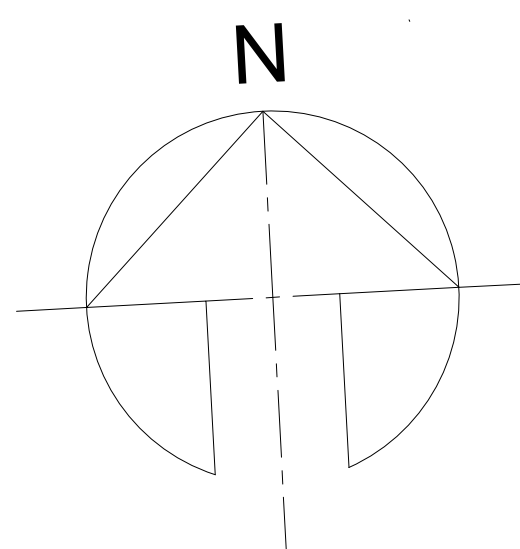


273.20 m2    144.00 m2    144.00 m2    144.00 m2    189.95 m2    190.00 m2    144.00 m2    144.00 m2    144.00 m2    266.80 m2

5 UNIDADES TOWNHOUSE

5 UNIDADES TOWNHOUSE

C / ALMACIGO



PLANO DE CONJUNTO GENERAL

AREA DE SOLAR : 4,210.00 m2